



HOUSTON LIVESTOCK SHOW AND
RODEOTM



SCHOOL ART PROGRAM

2024 - 2025 OPEN HOUSE

AGENDA

- Introductions
- Program Updates
- Graphic Design Poster Contest
- Contest
- School Art Photo Bank
- Judging Procedures
- Art Inspiration
- Educational Opportunities
- Western Art Academy
- Question & Answer Session Please hold all questions until the end



PROGRAM UPDATES



Program Updates

- ***NEW Online Judging Platform** – School Art is working to move some preliminary contests to be judged online. Will advise as program progresses.
- **New Open House Format** – Breakout sessions to follow general meeting presentation.
- **Sources** – Junior High artwork will now be required to have source forms. More details provided in the rules and regulations.
- **Special Merit** – Public and Private Junior High artwork is now eligible for Special Merit Award.
- **Special Needs Judging** – Each District and Private School may bring up to 10 entries of any age group to be collectively judged in January. Up to 2 Best of Show and 2 Gold Medal will be awarded for each High School, Junior High and Elementary.
- **Applications** – Glassell Advanced, Glassell Jr., Glassell Professional, and WAA applications will be required to be submitted online. No mail-in applications will be accepted.



Program Updates

- **Reminder:** Photos taken at the Western Art Academy can only be used as secondary sources.
- **Reminder:** Artwork number labels are to be used for 2D, 3D and SN
- **Reminder:** For elementary and junior high students, the student's art teacher (or school representative) and the student's legal guardian must both sign the Release of Liability and Indemnity Agreement/Originality Certification Form. The student's signature is not required.
- **Reminder:** Rules and Regulations are available by scanning the QR Code attached to your folder. Please take a picture of the QR code to distribute to all teachers in your district.
- **Reminder:** Private Schools now have red, white and blue ribbons in their supply envelopes. All non-winning pieces at NRG will be Finalist.



GRAPHIC DESIGN POSTER CONTEST



Graphic Design Poster Contest

<https://www.rodeohouston.com/2024-graphic-design-poster-contest-results/>

2024 Winners

Jennifer Torres
1st Place
Pasadena ISD



2025 School Art Program
2025 School Art Program
2025 School Art Program
2025 School Art Program

HOUSTON Livestock Show and Rodeo

CATEGORIES INCLUDE Colored Drawing, Painting, Mixed Medium, Monochromatic, 3D and Graphic Design (Graphic Design Poster Contest open to High School Only)

Cash awards and scholarships opportunities available

Open to students Pre-K -12th Grade

Contact your art teacher for more info!

★ ★ ★



Graphic Design Poster Contest

<https://www.rodeohouston.com/2024-graphic-design-poster-contest-results/>

2024 Winners

Josiah Wu
2nd Place

Houston Christian High School



The poster features a central illustration of a cowboy on a horse, rendered in a stylized, high-contrast orange and black color scheme. The cowboy is wearing a hat and holding reins. The background is a light tan color. Text is arranged in a structured layout around the illustration.

HOUSTON Livestock Show and Rodeo

CASH AWARDS AND SCHOLARSHIP OPPORTUNITIES AVAILABLE!

CONTACT YOUR ART TEACHER FOR MORE INFORMATION

2025 SCHOOL ART PROGRAM

OPEN TO STUDENTS PRE-K-12TH GRADE

CATEGORIES INCLUDE:

- COLORED DRAWING
- PAINTING
- MIXED MEDIUM
- MONOCHROMATIC
- 3D & GRAPHIC DESIGN*

*Graphic Design Poster Contest open to High School Only



Graphic Design Poster Contest

<https://www.rodeohouston.com/2024-graphic-design-poster-contest-results/>

2024 Winners

Han Phan
3rd Place
Klein ISD



2025 SCHOOL ART PROGRAM
OPEN TO STUDENTS PRE-K - 12TH GRADE

CATEGORIES INCLUDE:

- COLORED DRAWING
- PAINTING
- MIXED MEDIUM
- MONOCHROMATIC
- 3D
- GRAPHIC DESIGN

GRAPHIC DESIGN POSTER CONTEST
OPEN TO HIGH SCHOOL ONLY

**CASH AWARDS
AND SCHOLARSHIP
OPPORTUNITIES
AVAILABLE!**

CONTACT YOUR ART TEACHER FOR MORE
INFORMATION

HOUSTON Livestock
Show and Rodeo



Graphic Design Poster Contest 2025

- The entries are judged by the School Art Judging team with the top 10 winners posted for popular vote
- The designer of the winning entry will be required to submit the file at a higher resolution for reproduction
- **The final deadline date for online submission early April 2025.**
- Designs are submitted electronically in a PDF or jpeg format
- Entries can come from various teachers within a school - Photography, Journalism, CTE classes etc.
- Specific criteria will be sent out and posted later



Graphic Design Poster Contest 2025

Guideline Review

Students may use a photograph as a primary source following these guidelines.

- The photograph(s) **must be taken by the student, a family member, or by a teacher.** The student will be required to provide information about who took the photograph, where and when along with a copy of the original photograph.
- The photograph may be manipulated by applying filters in digital applications, such as Adobe Photoshop, and used as the main image on the poster.
- The student may use the photograph as a resource to create a drawing
- **Published images and illustrations MAY NOT be reproduced in whole or part**
- Stock photographs and stock illustrations are not allowed



CONTEST



PROGRAM INFORMATION

District Judging

- **District Judging at NRG - Cafe on the Park**
- District Judging begins in January 2025
- Each judging assigned time slot will be approximately 2 hours
- Various times slots available for the morning, afternoon and evening
- We will be sending out a Sign-Up Genius to the Representative the week of October 14th



PROGRAM INFORMATION

District Judging

All rules and regulations are available online

- **Reminder:** All velcro dots should be removed or covered from artwork prior to arriving for District Judging.
- If there is a paperwork or artwork guideline violation which results in an **ineligible** piece, the representative has the following options:
 - Correct paperwork violations before judging begins
 - If the violating artwork is 2D piece, the district may choose to enter an alternate piece as a substitute for the violating artwork, at each grade level
 - Artwork deemed to be in violation will revert back to a blue ribbon
 - **Disqualified** art is not allowed a substitution



PROGRAM INFORMATION

District Judging

- Judges will award Best of Show (BOS), and Gold Medal (GM) for Elementary, Junior High and High School submitted by each district at NRG if warranted
- Judges will award Special Merit (SM) for Junior High and High School artwork submitted by each district at NRG if warranted
- Artwork that does not receive BOS, GM or SM at NRG, will receive a finalist ribbon and be returned to the representative
- District Representatives will receive the BOS, GM, and SM awards at the end of district judging to take back to school. The winning art stays with the School Art Committee.



PROGRAM INFORMATION

Ribbons for Districts

- Ribbons will be distributed with your materials based upon each district's participating entry quota, at the district level
- Each district's participating entry quota is determined by the district's enrollment numbers. The distribution of ribbons equals the participating entry quota in the following curve allocation.

Blue - 30% Red - 50% White - 20%

Example: District level entries of 350 will receive

105 Blue 175 Red 70 White

- Representatives at the district level will determine the ribbon assignments and choose the finalist pieces that will be brought to NRG for judging by the School Art Committee



PROGRAM INFORMATION

Private Schools Judging

- Private School Judging - January 13th, 2025
- Artwork Drop Off - Friday, January 10th and Saturday, January 11th
- Each Private School may bring up to 10 Elementary pieces, up to 10 Junior High pieces, and up to 10 High School pieces
- Judges will award 4 BOS and 4 GM each for Elementary, Junior High and High School
- Judges will award SM for Junior High and High School artwork submitted by each district at NRG if warranted
- Artwork that does not receive BOS, GM or SM at NRG, will receive a **finalist** ribbon



PROGRAM INFORMATION

Ribbons for Private Schools

- Each Private School will be receiving Blue, Red, and White ribbons. The distribution of ribbons equals the participating entry quota in the following curve allocation.

Blue - 30% Red - 50% White - 20%

Example: Private School entries of 350 will receive

105 Blue 175 Red 70 White

- Private School Representatives will determine the ribbon assignments and choose the finalist pieces that will be brought to NRG for judging by the School Art Committee
- Private School Representatives will receive BOS, GM, and SM awards at Private School Pick Up. The winning art stays with the School Art Committee.



PROGRAM INFORMATION

Paperwork

Required Paperwork for both Districts and Private Schools

- Artwork Numbers - All levels
 - Artwork ID Cards - All levels
 - School Art Program ID Form & Student Affidavit Form - All levels
 - Source Information - Junior High and High School
 - Source Envelope - High School Only
 - Indemnity Form - All (*Note: Student form is no longer required to be notarized*)
 - Affidavit - for All Representatives
- These forms are required for all artwork including 3D brought to NRG for judging
 - Additional forms are available for download on the HLSR Website under School Art Program
 - Artwork Number labels are required to be affixed to all paperwork submitted as detailed in the Rules and Regulations



PROGRAM INFORMATION

Mats

- Districts and Private Schools will receive black mat boards for every piece that districts may bring to NRG
- Size requirements:
 - Minimum: 11" X 14" including up to 3½" mat - horizontal or vertical
 - Maximum: 18" X 24" including up to 3½" mat - horizontal or vertical
 - Mat cannot exceed 3½ inches on any side
- Reminders:
 - Mat must be affixed in a way that it can be removed without damaging the artwork
 - Use a single mat. Multiple mats are not allowed. Safest option is to use the mat provided by HLSR.



PROGRAM INFORMATION

Special Needs Judging

- Each District/Private School may submit up to **10 pieces** (2D or 3D) for any grade level (Elementary, Junior High or High School)
- All necessary paperwork is required as per Rules and Regulations
- Entries submitted the day of judging will be held for a collective judging mid-January
- **3D ART** - Needs to be packed in its own box
- **Drop Off** - Identify # of special needs entries on the outside sticker, and place the artwork on top of your regular quota with sticky notes to identify each
- 2 Best of Show and 2 Gold Medals will be awarded for each grade level
- Winners will hang in Hayloft Gallery along with the other District/Private School winners with no special recognition
- All other entries and awards will be returned at Special Needs Pick-Up or at general artwork pick up in March



QUICK DRAW CONTEST 2024 Winners

High School Champion

Jennifer Guerra - New Caney High School



Junior High Champion

Nihal Kochoth - James Bowie Middle School



QUICK DRAW CONTEST 2025

- **Quick Draw Contest - Saturday, January 25, 2025** at NRG
 - Competition starts at 2:00 pm
- **Applications Due - Monday, December 2, 2024**
- Open to all Junior High (Grades 6-8) and High School (Grades 9-12)
- **Reminders:** Applicants must have a social security number (SSN) or an individual tax identification number (ITIN). School Student Identification numbers are not accepted. Students who are seated on the day of the contest, must provide their tax number on a completed W-9 at the sign-in table in order to compete.
- Applications can be found online



SCHOOL ART PHOTO BANK



HLSR SCHOOL ART PHOTO BANK

- Optional resource for **SECONDARY** sources
- Photos have been approved and are free to use for your students' school art project
- Select "School Art Photo Bank" on your source form for High School when designating who took the photo



HLSR SCHOOL ART PHOTO BANK

- Website offers different categories to choose from
- An email will be sent out with directions on how to access and download these photos. You have also received a print out in your rep folder.

Password is provided in directions. Do not copy and paste the password.

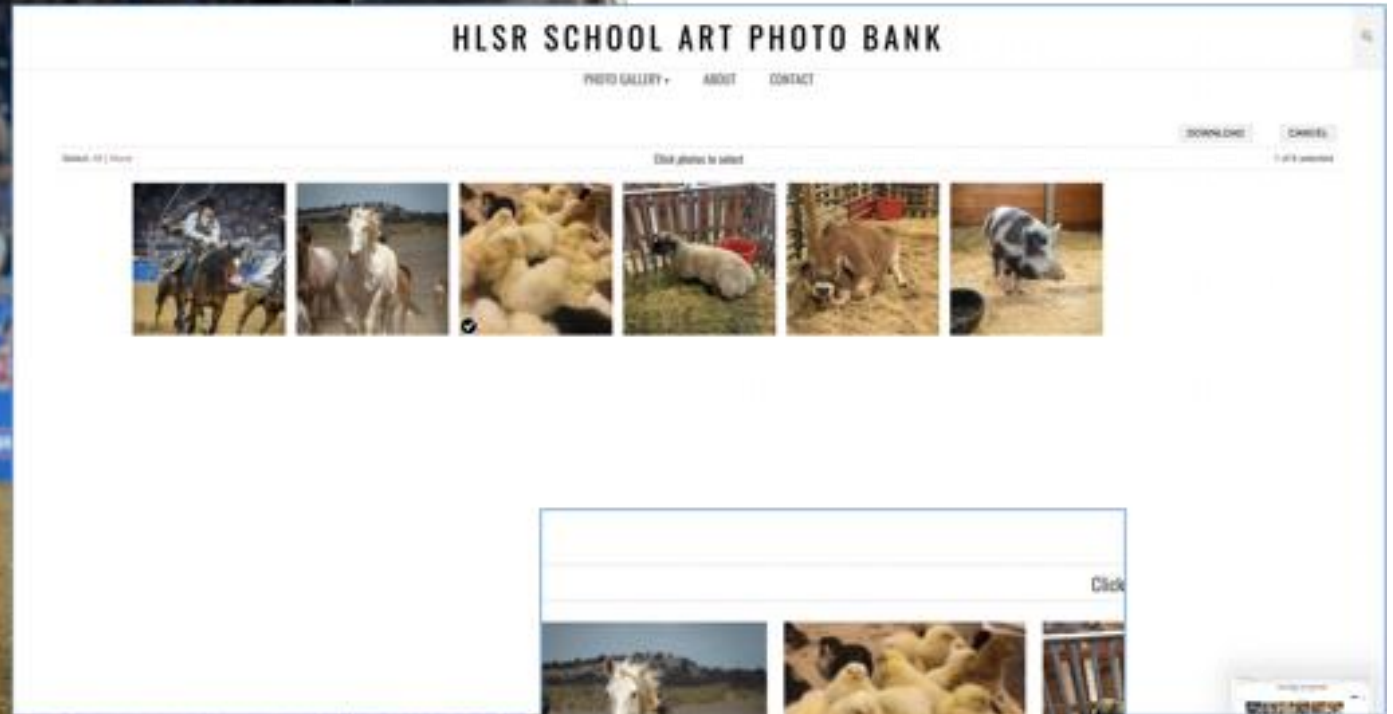
- Remember these are available to use as SECONDARY sources only



HLSR SCHOOL ART PHOTO BANK



- PHOTO GALLERY +
- ABOUT
- CONTACT
- Animals
- Buildings/Structures
- Clothing/Accessories
- Farm Equipment
- Landscapes



- Drop down menu to choose group
- Select photo, click download.



JUDGING PROCEDURES



WESTERN ART DEFINITION

The subject matter for all artwork entered in the School Art Program must be Western Art. Western Art is defined as art that depicts the heritage, lifestyle, and landscapes of the West, both historical and present day.



2D CLASS DEFINITIONS

The 2D classes are:

- **Colored Drawing:** Colored pencil, pastels, crayon, conte, chalks.
- **Mixed Medium:** The use of any mixture of two or more mediums, for example, watercolor with pencil or pen and ink with watercolor.
- **Monochromatic:** The use of one hue with the addition of white to lighten and black to darken. Includes the use of lead pencil drawing, charcoal, pen and ink, one color pencil and *one-color* paint.
- **Painting:** Artwork created using mediums applied by brush or palette knife in two or more hues, such as oil, watercolor, ink washes, acrylics, tempera, designer colors, gouache, inks and dyes. Monochromatic paintings will be in the monochromatic class.



ACCEPTABLE SURFACES

The only permissible surfaces that may be used to create art are listed below:

- Stretched canvas
- Canvas boards
- Art boards (commercially produced for artistic purposes)
- Masonite boards
- Paper
- Scratchboard



JUDGING CRITERIA – ALL ENTRIES

The following criteria will be considered when artwork is judged. Originality, creativity and composition will be heavily weighted along with the student's ability to apply technical skill and artistic excellence.

- **Originality:** Is the concept or idea original? Is it the student's own work and/or does the work show composition with multiple sources?
Does it appeal to a wide-ranging audience and is it marketable?
- **Creativity:** Does the piece of art show the student's imagination?
Is the subject matter unique? Is the interpretation innovative?
- **Skill:** Skill is assessed based on the age of the artist.
- **Excellence in 2D drawing:** What extent of accuracy has the student achieved? How difficult is the chosen media? How well does the student draw, use colors, hues, shading and textures?

Reminder!
This is a Western Art competition. Only a small amount of art will end up in the auction. Judges and buyers alike are looking for unique and creative art that has marketability.



JUDGING PROCEDURES – SOURCES

- Junior High source forms are specifically to detail where the student's idea originated.
- High School students are required to submit their source materials.
- If artwork is an exact copy of a photograph (primary reference source), the photograph(s) must be taken by the student; or by a family member, a fellow student, or by a teacher. Other photographs may be used as long as the image does not constitute the main idea of the artwork.
- If a still life is set-up in the classroom, a photo from the student's perspective must be provided.
- The origin of **EACH** source should be clearly marked in accordance with the "Source Information" form.
- On the back of each source, please write the number of the source that corresponds to the sourcing form - source 1,2,3, etc. An artwork number label must also be placed on the back of each source.
- Original ideas from the student's imagination **must be supported by several developmental sketches** that show a progression of ideas, on separate pieces of paper.
- Visual references obtained from **students who participated in the Western Art Academy** may only be used as a **secondary source** by any student who participates in the School Art Program.



SOURCES DEFINED

Primary Source – will be the primary focus or main idea of the artwork.

A primary resource can be original sketches from the student's imagination or an original photograph taken by the student, family member, fellow student, or by a teacher. **As a reminder, releases to use published or copyrighted images will not be accepted.**

Secondary Source(s) – will be any objects, animals, scenery, backgrounds etc. that support or enhance the primary focus or main idea of the artwork. Any secondary source(s) from published images (electronic or print) should only be used as a point of reference and/or inspiration and **should not be copied exactly.**



SOURCES DEFINED – *Original Sketches*

Original Sketch – Multiple rough drawings showing the student’s original concept for the final artwork. *The final artwork is not considered an original sketch.* If **multiple original sketches are not in the source envelope, the artwork will be considered ineligible.**



JUDGING PROCEDURES –

No Trademarks, Logos, Slogans

got milk?



JUDGING PROCEDURES –

Buttons and Jean Pockets



JUDGING PROCEDURES –

Grid Lines

Should not be visible in final artwork



YES



NO



3D CLASS

The 3D classes are:

- **Sculpture**: realistic forms created by hand only using clay (petroleum base or water based clays, air-dried or fired in a kiln). **Fired ceramics are not eligible for auction.**
- **Functional Ceramic**: ceramic created by hand only using air-dried or fired clay, capable of holding or dispensing liquids. **Functional ceramic pieces are not eligible for auction.**



High School 3D Judging for 2025

High School 3D judging will take place in two phases;

Preliminary Judging - Online and Final Judging – at NRG.

High School students will have the opportunity to see the 3D artwork from the various districts at the NRG judging encouraging growth and sparking creativity.



High School 3D Judging for 2025

Preliminary Judging

- Preliminary Judging will take place online with photographs of the 3D artwork
 - Teachers will be provided a link to an online submission form.
 - **3D Preliminary Judging Submission**
 - Opens on **December 2nd , 2024**
 - Closes at **12 pm January 8th, 2025**
 - Forms **will not** be accepted past **12 pm on January 8th**
 - Teachers will be notified by the end of the day, **January 13th, 2025** of the students that will be moving forward and participating in Final Judging
 - Sculptures are not required to be 100% completed at the time of form submission, however, the sculpture should be 95% completed (only slight refinement remaining)
 - Ceramics must be 100% complete, including being fired
- Submission rules and requirements to be given in the near future.



High School 3D Judging for 2025

Final Judging

Best of Shows and Gold Medals will be awarded, as well as determining the 3D Class Champion, 3D Reserve Class Champion and the ten 3D premiums. The award winning 3D artwork will remain with the School Art Committee, all other 3D artwork will be packed up for the teachers/students to take with them.

- Student's will be allowed to set-up their artwork
- Required Paperwork
 - Artwork ID card
 - Source form along with all sources placed in the source envelope
 - Indemnity form
 - All paperwork **must be** filled out prior to arriving to NRG Center, changes **will not** be allowed upon arrival
- All 3D artwork will be measured and weighed once onsite at NRG Center. Artwork **must** meet all required 3D artwork guidelines to be judged at Final Judging
 - Please ensure that all sculptures are securely fastened to the base
 - Artwork must be sturdy, be able to stand alone, sitting solidly on its base or bottom, and must not have a tendency to tip over
 - Fragile 3D artwork subject to damage, easily tipped over or otherwise determined to be susceptible to damage is not eligible for participation in the program
 - Winners of the 3D Class Champion, 3D Reserve Class Champion and 3D premiums will be announced on Awards Day





“The Texas Breed” Jason Scull

Primary Source – Cowboy and horse

Secondary Sources – Cactus, hat, chaps

Keep **ALL** 3D pieces within the size and weight requirements (Dimensions: not to exceed 16 inches in height, width or depth including the base/easel. Weight: not to exceed 15 pounds in total weight.) Proper armature and secure mounting is mandatory for handling.



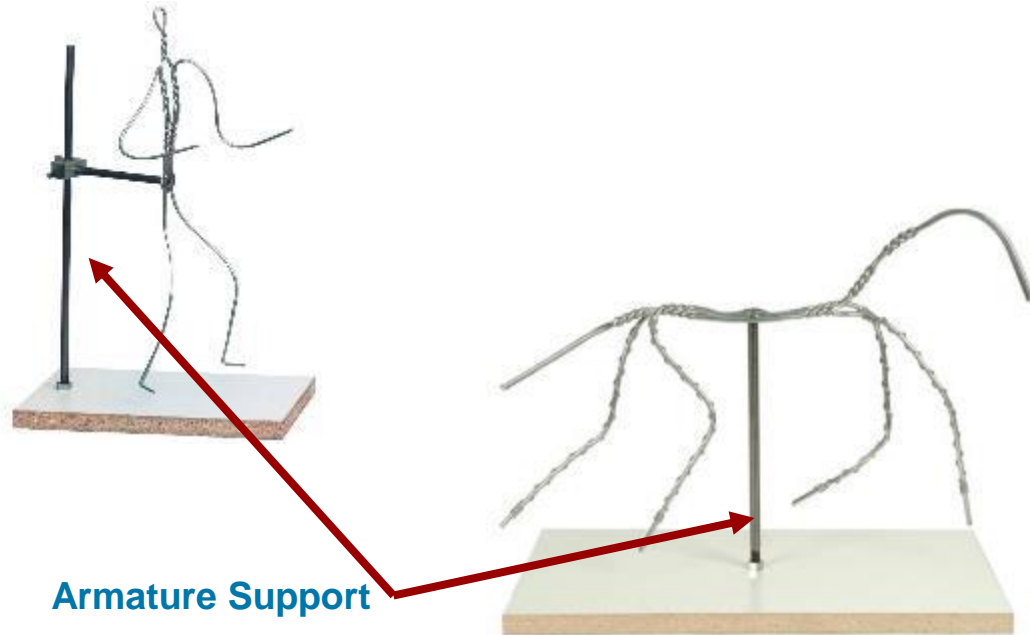
“Enduring Destiny” Eric Slocombe

Primary Source – Longhorn

Secondary Source – Cactus, rock, rope



If an armature support is required for the sculpture, it **should not be covered with clay and must be securely fastened to the base.** The armature support is intended to be a temporary support until the artwork is cast, therefore the artwork must be touching/integrated with the base.



Armature Support


Armature Support



Sculpture created by WAA students



3D Sources and Final Artwork



A great example, from a 2022 winning student, showing source material, including sketches from the front, back and side, along with the final sculpture.



A clay sculpture of a cowboy on a horse, titled "LEADING THE HERD". The sculpture is made of reddish-brown clay and is mounted on a white base. The cowboy is wearing a hat and is riding the horse. The horse is in a walking or trotting pose. The text "LEADING THE HERD" is written in white, bold, capital letters across the middle of the sculpture.

LEADING THE HERD

Capturing the West

Foundations of Sculpting

Jason Scull



ARTWORK INSPIRATION



Artwork Idea Examples

The images depicted in this presentation are provided to stimulate ideas and suggest new techniques. The examples provided are the intellectual property of the artists that created the artwork. Reproduction, in part or whole, in **ANY** manner, of these images is copyright infringement and **NOT permitted**.

We realize that some of these techniques may not be suitable for some students' abilities, nevertheless this presentation is intended to help you inspire your students.





"Prickley Pear", Logan Maxwell

Explore - try new techniques, colorful palettes, and creative approaches to Western Art.

Experiment with the application of color. Try mixing the use of soft pastels, oils, watercolors and/or acrylics to produce unexpected *vivid colors, and textures.*






***“Warriors of the Great Spirit”,
Eliza Hoffman | Clear Creek ISD***

A great example, from a 2024 winning student, of pulling together multiple sources to create an original scene and piece of art.

Challenge your students to use **multiple sources**. This is a good sign of creative composition and is **highly encouraged**.

Sources can be staged and photographed or pulled from other reference resources.





“Alejandro”, Tina Garrett

Simple compositions can create a memorable piece of art. **Using the negative space pulls attention to the subject matter.**



Emotion draws viewers into the story

Pull on their heartstrings by adding youth and/or animals to the scene.



“Guidance and Wisdom”, Vicki Mcmillan-Hayes



“Farm Girl”, William Kalwick

Primary Source (P) – Child, duck

Secondary Sources (S) – Background





“The Fencing Rig”, Rachel Brownlee
Primary Source
Secondary Sources (S) – Landscape



“Rugged Soul”,
Sebastian Rota | *The Wide School*
Primary Source – goat
Secondary Sources (S) – background


Create depth with soft and dark shadows, textures and shapes.



Perspectives from the bottom or top can help create depth and atmosphere.



***"Little chicks in a box",
Cristofer Lopez | Aldine ISD***



"Eye on the Horizon", SM Chavez



"Sign of the Past", Sarah Harless





Encourage your students to think about lighting to enhance the story.

Strong shadows and intense colors create drama and atmosphere.

“it’s not a sport, it’s a lifestyle” Andy Juarez | Pasadena ISD

Primary Source (P) – Calf and horse

Secondary Sources (S) – Landscape and rider





“Early Roundup” Richie Vios

Quick brushstrokes and an abstract background can create a sense of action and movement.

If the background is abstract, a secondary source would be optional.





“Summer Tributary”, Scott Christensen

Use
landscape
to fill a
painting to
create a
complete
scene.



Historic Situations/Battles in a nonviolent scene.



"Dog Man of the Cheyenne" Brandon Bailey



"One Riot, One Ranger", Andy Thomas





"Helianthus (Sunflower)", Craig Blietz

Be different!

Create an image few have seen before. Think outside the box.

Mix different sources to create a one of a kind picture.

Have some fun!



EDUCATIONAL OPPORTUNITIES



EDUCATIONAL OPPORTUNITIES

Senior List

- Same list format as last year that will be turned in prior to your school districts Holiday / Christmas break in December
- The list is to contain all seniors that will be competing in 2D, 3D and Quick Draw
- A template will be provided to District Reps to complete this information and return via email to eorschoolart@gmail.com
- Valid file types - Microsoft Excel or Google Sheets only
 - Please do not add columns to the template



EDUCATIONAL OPPORTUNITIES

Senior List

- Template

	A	B	C	D	E	F	G	H	I
1	School District:	Good School ISD	*(District Rep inserts the school district name)						
2	Date of Show:	1/12/2022	*(District Rep inserts the date they will bring the artwork to NRG)						
3	District Rep:	ARTY ARTIST	*(District Rep inserts their name)						
4									
5	Senior List								
6	Student Name	High School	Teacher						
7	Jane Doe	ABC High School	Ms. Watercolor	*(District Rep inserts the student name in one column)					
8	John Smith	XYZ School	Mr. Monochromatic	*(District Rep inserts the High school name in one column)					
9				*(District Rep inserts the student's teacher in one column)					
10									
11									
12									

- The file must be emailed to eorschoolart@gmail.com
- District Rep should fill in the red text
- Please do not add additional columns



EDUCATIONAL OPPORTUNITIES

Application Deadlines

ONLINE SUBMISSIONS ONLY

- Monday, February 3, 2025
 - Western Art Academy (WAA)
 - Glassell School of Art Junior Workshops
 - Glassell School of Art Professional Development Course for Visual Art Teachers
 - Glassell School of Art Advanced Portfolio Preparation
- Applications do not require notarization



EDUCATIONAL OPPORTUNITIES

Application Information

- Glassell School of Art will contact those students and teachers directly that have been selected for the following:
 - Glassell School of Art Junior Workshops: K - 12
 - Glassell School of Art Professional Development Course for Visual Art Teachers
 - Glassell School of Art Advanced Portfolio Preparation: 8 – 9
- HLSR School Art Committee representative will contact students selected to interview to potentially attend WAA
 - *Please **do not** contact Schreiner University or Western Art Academy directly for a status update.



WESTERN ART ACADEMY



EDUCATIONAL OPPORTUNITIES

Western Art Academy


- In past seasons, we have had 48 very talented students participate in WAA. They come away with amazing art and a fulfilling experience.

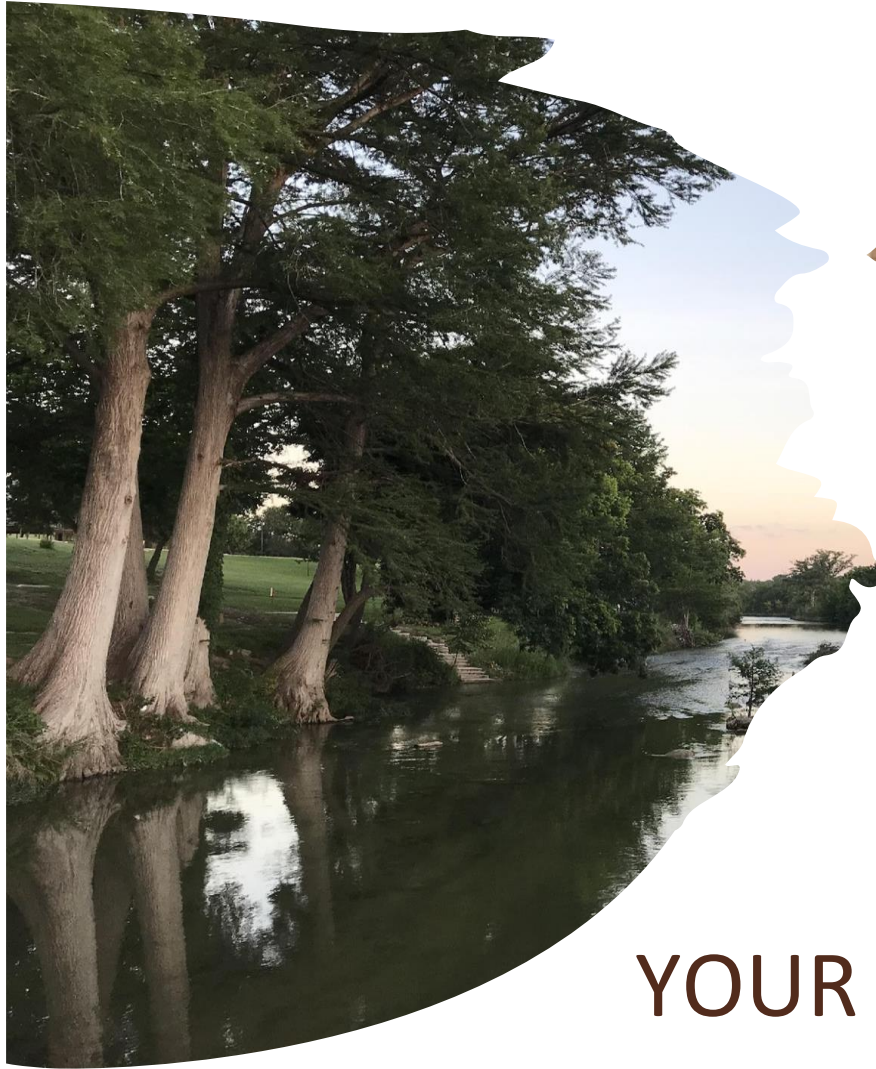


EDUCATIONAL OPPORTUNITIES

Western Art Academy - Dr. Don Frazier

- **Western Art Academy** - a collaborated event put forth by the Houston Livestock Show and Rodeo, School Art Committee, Schreiner University and the Museum of Western Art, Kerrville, TX
- **Dates:** June 15th - July 12th 2025.
- Applications are due February 3rd, 2025.





June 15th - July 12th 2025

YOUR HILL COUNTRY HOME FOR A MONTH!





Learn from Master Artists



PAINTING INSTRUCTORS



BILL Kalwick



SARAH Phippen

SCULPTING INSTRUCTORS



JASON Scull



ERIC Slocombe





Walk in the Footsteps of Commercially Successful Artists






WORK WITH MODELS







CREATE





Learn Art History






JUST FOR FUN






EARN THREE HOURS OF COLLEGE CREDIT





ROUND UP Western Art Academy from 2023





GET OUT OF TOWN FOR AWHILE

We'll see
Y'ALL in
Kerrville
2025



QUESTIONS?



For Further Questions

Contest Division

Division Vice Chairman - Martha McKinstry - Martha.77079@gmail.com

Vice Chairman - Courtney Crocker - courtneyecrocker@gmail.com

Scheduling - Pam Massey - pjm8026@aol.com

Educational Opportunities (EOR) Division

Vice Chairman - Jennifer Neese - EORschoolart@gmail.com

Judging Division

Vice Chairman - Cathy Brown - cathykbrown@me.com

